

BlueCamroo Release Notes 2.1.1

June 2, 2010

Welcome

These release notes represent a detailed overview of some follow on updates to BlueCamroo's second major revision.

If you have any comments on these changes or wish to suggest a future change, please [visit our forums](#).

What's New in BlueCamroo?

Today, we are releasing some minor and cosmetic revisions to the interface plus a new **Dashboard** feature. Regarding cosmetic changes, the **Reports** option and Campaign Manger tool now have more on-screen help, clearer control labeling, and control layout has been improved.

Below you will find a complete list of recent changes.

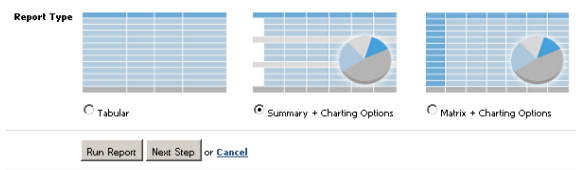
Reports Overview

| Report Name | Description | Type |
|------------------------|-----------------------|----------------------------|
| Account Owners | Who own which account | Summary + Charting Options |
| Cases created by agent | who is creating case | Tabular |
| Close Sales by month | | Summary + Charting Options |
| Closed Sales by year | | Summary + Charting Options |

A **Type** column has been added displaying the report type (Tabular, Summary, Matrix).


Report Details

You can now add a new category by selecting **Add New** from the **Category** drop-down box.



Report Type selection is now aided by thumbnail images of what the reports will look like and which will generate graphs.

Charting Options




The **Chart** selection drop-down box has been removed and replaced by radio buttons with visual representations of the charts. When you select a chart your chart details will appear in the bottom portion of the screen.

Number labels have been added to the Axis and Grouping fields and correspond with number labels added to the chart representations. The number labels help with understanding how your selected fields are plotted.

New chart height/width fields have been added allowing you to define chart size on the new Dashboard screen. See below for more information on dashboards.

Improved Report and Campaign Manager Page Help

Report and Campaign Manager pages now include increased on-page help. Controls have more descriptive labels. As well, most pages now have a help field



identified with a checkmark icon . This field gives you increased on-page help.


Dashboards



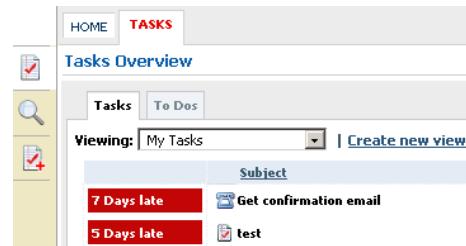
A **Dashboard** button has been added to the **Home** tab's **Left Pane Toolbar**. The **Dashboard** option allows you to add charts created under Reports to a dashboard page. Dashboards allows you to quickly add and view several key report metrics at once, without having to visit the reports page and run each report individually.

Task Icons

On task overview pages, small icons have been added to identify task type. A phone icon  indicates the activity is a call task. A document icon  indicates the activity


is a task. An envelope icon  indicates the activity is a message task.

Task Tab's Add New Link replaced with Toolbar Button



In previous versions, you could add a new task on the **Tasks** tab by clicking an **Add New** link at the bottom of the overview page. The link has been replaced with an **Add New Task** button on the **Left Pane Toolbar**. The **Add New** button is found after the toolbar's **Search** button.

Grid Lines Added to Tables

Tables now have faint ruling lines to help differentiate items. 

Want to Learn More?

If you want to learn more about BlueCamroo, current changes, tips and tricks, and engage in dialog with your fellow users, visit Bluecamroo's Community page:

<http://www.bluecamroo.com/bluecamroo-community>

Check out our message board forums:

<http://www.bluecamroo.com/forum/category>

Read and comment on our blog:

<http://www.bluecamroo.com/blog>